

National Association of Lift Makers

33/34 Devonshire Street London W1N 1RF

Director D M Fazakerley

NALM

telephone: 0171-935 3013

fax: 0171-935 3321

To: All Members

cc: The Quality and Technical Committee (2043)

27 September 1996

Dear Sir,


Gimson Cirrus Model Through Floor Domestic Lift

We have received the enclosed safety information sheet from Gimson Stairlifts Ltd.


In the event any member is involved with maintaining this type of equipment would they please carry out the recommended safety checks or inform the company who will carry out an inspection at its cost.

Please be guided accordingly.

Yours faithfully,



D M Fazakerley
Director



SAFETY EDGE CHECK PROCEDURE (Ref Attached Drawing No CIR.10)

1. CARRIAGE SIDE & DOOR UPPER SAFETY EDGE

With the lift at lower level, press the "up" button on wall station. When the lift starts to ascend press downwards on carriage side upper surface No 1 the lift should stop.

Lower the lift to floor level and repeat operation for safety edges 2 and 3 in turn.

2. CARRIAGE UNDER FLOOR SAFETY UNDERPAN

With the lift at approximately eye level press the "down" button on wall station. When lift starts to descend press upward on the carriage underpan, the lift should stop.

3. DOOR LOWER SAFETY EDGE

With the lift at approximately eye level press the "down" button on wall station, when lift starts to descend press the safety edge on the door underside upward and the lift should stop.

4. TRAP DOOR SAFETY

With the lift on the ground floor operate the first floor landing control in the up direction.

As the trap door starts to lift press on it in a downward direction and ensure the lift stops.

5. With the trap door at approximately eye level on the first floor press the "down" button on the wall station. When the lifts starts to descend press the trap door in the up direction and ensure the lift stops.

6. DOOR INTERLOCK

With the lift approx. 150 mm (6 inches) from the floor at lower level press the door open button (compact model depress upper door edge) the door should **NOT** open.

If any of the above safety edges fails to operate correctly disconnect from the mains and contact Colin Burrowes at Gimson Stairlifts on 0116 236 6779

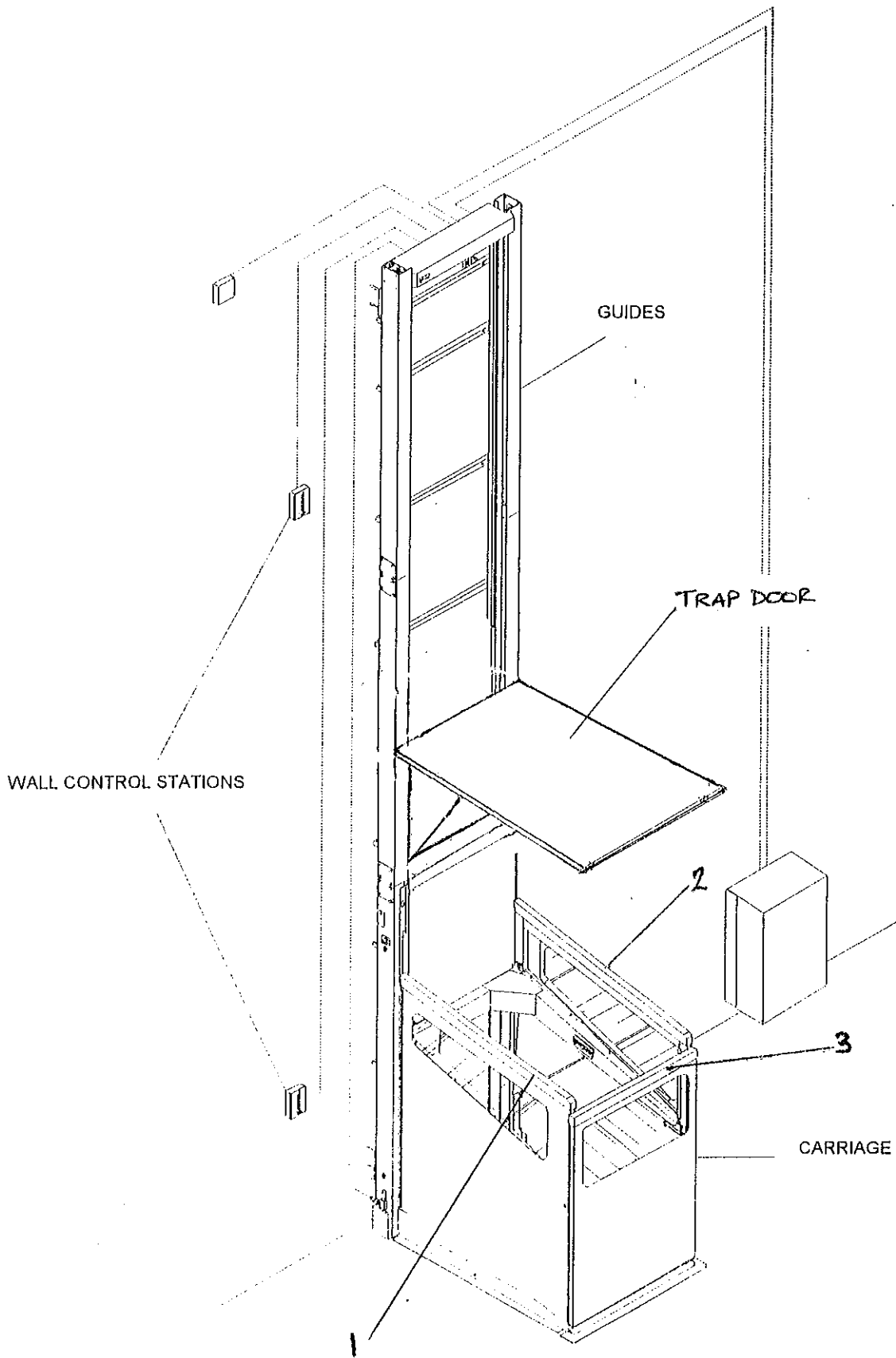
100

(

(

(

(



CIRIO

50

(

(

(

(