

To: All Members
cc: The Quality and Technical Committee (Code No: QTC-410)

02 March 2001


Dear Member

STANNAH HOMELIFT

Please find enclosed a safety bulletin relating to Stannah Homelifts which I trust will prove self-explanatory.

Please be guided accordingly.

Yours faithfully



D M Fazakerley
Managing Director

Stannah Lifts Technical Bulletin - Safety



Issue No: M8

Date: 24/01/01

Page 1 of 1

LIFT TYPE:- STANNAH HOMELIFT

To: Stannah Lift Service Branches.
LEIA.
Trade Customers.

Re:- Adjustment of Stannah Homelift Concertina Panels.




Fig a. Label shown positioned on the bottom concertina panel.




Fig b. Label shown positioned on the middle concertina panel.

It has come to our notice that some of the Stannah Homelifts in the field have not been maintained with the correct adjustment/overlap of the rear concertina panels.

A safety label has been made available and we would recommend that this be fitted as shown to all units in the field to ensure that the overlap does not exceed the minimum dimension shown.

Should any Homelifts be found with insufficient overlap, the panels should be adjusted so that equal overlap is achieved.

See drawing HD3036 attached for precise positioning of the labels.

The labels are available from Richard Phillips
(01264) 339090 ext. 222
Stannah Lifts Ltd, Anton Mill, Andover